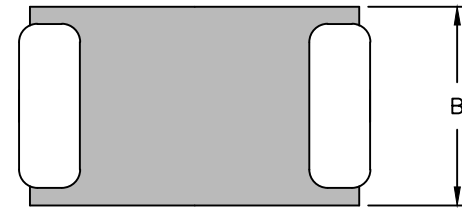
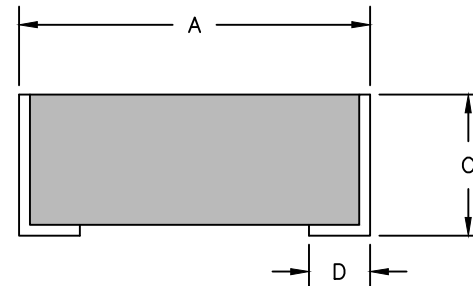


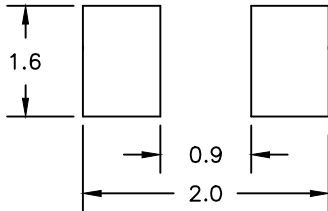
# MGV2016101ROM-10

## PHYSICAL DIMENSIONS:

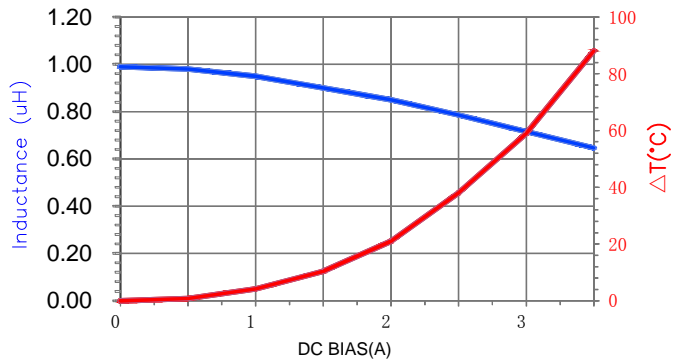
A	2.00	±	0.20
B	1.60	±	0.20
C	1.00		Max.
D	0.50	±	0.30



## LAND PATTERNS FOR REFLOW SOLDERING



**RoHS**



## ELECTRICAL SPECIFICATION @ 25°C

	Min	Norm	Max
INDUCTANCE (uH) L @ 1MHz/1mA ±20%	0.80	1.00	1.20
DCR (Ω)		0.060	0.069
Saturation Current Isat (A)		2.90	2.61
Heating Current Irms (A)		2.60	2.26

## NOTES:

1. OPERATING TEMPERATURE RANGE:  $-40^{\circ}\text{C} \sim +125^{\circ}\text{C}$  .
2. STORAGE TEMPERATURE RANGE:  $-40^{\circ}\text{C} \sim +125^{\circ}\text{C}$  .
3. Isat MEANS THAT MAX DC CURRENT WILL CAUSE APPROXIMATELY 30% INDUCTANCE REDUCTION FROM INITIAL VALUE.
4. Irms MEANS THAT MAX DC CURRENT WILL CAUSE COIL TEMPERATURE RISE APPROXIMATELY  $40^{\circ}\text{C}$  AT AMBIENT  $25 \pm 5^{\circ}\text{C}$ .

DIMENSIONS ARE IN mm.				This print is the property of Laird Tech. and is loaned in confidence subject to return upon request and with the understanding that no copies shall be made without the written consent of Laird Tech. All rights to design or invention are reserved.							
PROJECT/PART NUMBER:				MGV2016101ROM-10		REV	A	PART TYPE:	CHOKE INDUCTOR	DRAWN BY:	QIU
DATE:				03/06/17		SCALE:		NTS		SHEET:	
REV				A		TOOL #		-		1 of 1	
DESCRIPTION				DATE		INT		MGV2016101ROM-10-A			